



PERFORMANCE

TW-XP transmitters by Gastronics, Inc. sense toxic, combustible, and VOC gases in a variety of environments. TW-XP transmitters utilize sensor elements from a variety of industry leading manufacturers to ensure versatility, quality, and performance.

Sensor elements in TW-XP transmitters offer stability, longevity, response and recovery speed, resistance to fluctuations in temperature and humidity, chemical selectivity, poison resistance, linearity, repeatability, warm-up time, and alertness.

FEATURES & BENEFITS

- Durable Stainless Housing
- Non-Intrusive Calibration
- Fast Warm Up Time
- STEL Alarm Calculation
- Independent Zero & Span
- No Factory Recharge
- Data Logging & RT Clock
- Hazardous Locations
- Manual Loop/Alarm Test
- Dual Relay Alarm Outputs
- Optional 5 Relay Board
- Dual Aux Analog Inputs
- Digital Input
- IRDA Data Download

VERSATILITY

- TW-XP common board featuring various configurations
- Multiple radio options
- Auxiliary inputs
- Accepts slave board to enable dual analog outputs, up to 5 relays, and 24V power supply board





DURABILITY

- All transmitters are housed in electropolished 316 stainless steel enclosures designed to withstand the harshest environments
- Housing Certifications: UL/CSA approved for Class I, Div. 1, Groups A, B, C, D and are rated NEMA-4X
- Five evenly spaced 3/4"NPT entry ports allow for a variety of installation configurations

SERVICE & DELIVERY

- Gastronics maintains a large inventory of boards, sensors and housings.
- Replacement sensors generally ship in 1-2 days.
- In the event of an emergency, packages will be hand delivered to the FedEx office (which closes at 8:00 PM).

WIRED SINGLE GAS TRANSMITTER SPECIFICATIONS

MAIN ENCLOSURE:	316 Stainless Steel, Electropolished, NEMA-4X, UL/CSA Class I, Div. 1, Groups A, B, C, D					
ENCLOSURE DIMENSIONS:	5.35"W x 5.25"L x 5.5"T DC Version; 7.5"T AC Version					
MOUNTING OPTIONS:	Bracket Mount or Magnet Mount, Optional Deployable Tripod Available					
DISPLAY:	16 character by 2 line, backlit display, Operating Temp: -20C to +70C					
MENU:	Non-Intrusive, Magnet Tool, Menu Driven Backlit Display. Four (4) Green/Red LED's with Hallaffect Switch; 5 Second Green LED Heartbeat & Cold Weather Communications Indicator					
INPUT VOLTAGE:	11-28 VDC; Option for 110/220VAC with Use of AC Board and Tall Dome Enclosure					
BATTERY LIFE (LITHIUM BATTERY VERSION):	Up to 26 months with Electrochemical Sensor; Up to 18 months with MIPEX Infrared or both					
SENSORS INPUT OPTION:	Voltage Output or Bridge Type Sensors; 3 Electrode Electrochemical Sensors					
SAMPLING METHOD:	Diffusion					
CALIBRATION:	Non-Intrusive with Magnet Tool					
STANDARD ON BOARD I/O:	2 Auxiliary Analog Inputs, 1 Auxiliary Digital Input, 2 Relay Outputs, 1 Analog Output for Single Hardwired					
SLAVE RELAY BOARD OPTION:	5 Channel Relay Board; Designed to Operate 1 Horn and 4 Strobes with On-Board 12 to 24VDC Converter					
SLAVE DUAL AO BOARD OPTION:	2 or 4 Wire RS485 Output Board					
SLAVE RS-485 BOARD OPTION:	2 or 4 Wire RS485 Output Board					
NOMINAL CURRENT DRAW:	USING SENSOR TYPE	HARDWIRED 12V	HARDWIRED 24V			
	Toxic Gases or Oxygen or No Sensors	<20mA	<12mA			
	Combustible Gases (catalytic-DD Scientific)	<40mA	<25mA			
	(DETECTOR TRANSMITTER W/ NO SLAVE BOARDS OR AUXILIARY I/O ACTIVE)	Combustible Gases (infrared-MIPEX)	<20mA	<12mA		
	VOC (Photo Ionization Detector)	<30mA	<22mA			
	CO2 (Dynament IR)	<50mA	<33mA			
SENSOR SPECIFICATIONS						
STANDARD MEASURING RANGES:	SENSOR LIST	T90 SECONDS	OP. TEMP.	OP REL. HUM.	EXPECTED LIFE	WARRANTY
	Combustible Catalytic - 0-100% LEL in 1% increments	<20	-40 to 50C	0 to 90 NC	24 Months	12
	Combustible Infrared - 0-100% LEL in 1% increments	<20	-40 to 60C	0 to 98 NC	60 Months	12
	PID - 0.0-25.0 ppm in 0.1 ppm increments	<2	-40 to 60C	0 to 99 NC	60 Months	12
	Oxygen - 0.0-25.0% by volume in 0.1% increments	<15	-40 to 60C	15 to 90 NC	60 Months	24
	Ammonia - 0-100 ppm in 1 ppm increments	<60	-40 to 40C	15 to 90 NC	>24 Months	12
	Carbon Monoxide - 0-300 ppm in 1 ppm increments	<30	-40 to 50C	15 to 90 NC	>48 Months	24
	Hydrogen Sulfide - 0-100 ppm in 1 ppm increments	<30	-40 to 65C	10 to 95 NC	>48 Months	24
	Hydrogen Sulfide - 0.0-10.0 ppm in 0.1 ppm increments	<30	-40 to 40C	15 to 90 NC	>48 Months	24
	Sulfur Dioxide - 0.0-20.0 ppm in 0.1 ppm increments	<25	-20 to 50C	15 to 90 NC	24 Months	12
	Hydrogen Cyanide - 0.0-10.0 ppm in 0.1 ppm increments	<50	-40 to 40C	15 to 95 NC	>18 Months	12
	Hydrogen Chloride - 0.0-20.0 ppm in 0.1 ppm increments	<70	-20 to 40C	15 to 90 NC	>24 Months	12
	Hydrogen Fluoride - 0.0-10.0 ppm in 0.1 ppm increments	<90	-20 to 40C	15 to 90 NC	>18 Months	12
	Phosgene - 0.00 - 1.00 ppm in 0.01 ppm increments	<120	-20 to 40C	15 to 90 NC	>12 Months	7
	Phosphine - 0.00 - 1.00 ppm in 0.01 ppm increments	<30	-20 to 40C	10 to 95 NC	24 Months	12
	Nitrogen Dioxide - 0.0 to 20.0 ppm in 0.1 ppm increments	<30	-20 to 40C	15 to 90 NC	>24 Months	12
	Nitric Oxide - 0-100 ppm in 1 ppm increments	<20	-15 to 40C	20 to 90 NC	>24 Months	12
	Chlorine - 0.0-20.0 ppm in 0.1 ppm increments	<60	-20 to 40C	15 to 90 NC	>24 Months	12
	Chlorine Dioxide - 0.00-5.00 in 0.01 increments	<60	-20 to 40C	15 to 90 NC	>18 Months	12
	APPROVALS:	Class I & II, Division 1, Groups B, C, D, F, G Conforms to UL Std. 1203 and 913, Cert. to CAN/CSA Std. C22.2 No. 30 & 157, T5, Type 4X				
	Class I, Division 2, Groups A, B, C, D Conforms to ANSI/ISA 12.12.01, UL Std. 61010-1, T4					
	ATEX - Ex d IIB					
	II 2 G					
PENDING APPROVALS:	IEC Ex db IIB+H2 T5 Gb					
	Tamb: -40°C to 65°C					
	   					
FACTORY WARRANTY:	One Year; See details on Gastronics Warranty Certificate					
PART NUMBER FORMULA:	TW-WP-[XX]-[Power Method]-[Sensor Type]-[XX]-[Flame Arrestor/Guards]-[Mounting Type]					